

# PORT DE L'ILE-ROUSSE

Statistiques portuaires mensuelles 2026

[www.ilerousse-port.cci.corsica](http://www.ilerousse-port.cci.corsica)

Mars 2026

Cumul 2026

## Escales



15	Nombre	47
-1	Variation	-1
-6,25%	% Evolution	-2,08%

## Passagers



3 218	Nombre	12 592
-544	Variation	+1 260
-14,46%	% Evolution	+11,12%

## Fret (en tonnes)




14 807	Nombre	47 809
+167	Variation	+7 162
+1,14%	% Evolution	+17,62%

## Véhicules



1 498	Nombre	5 415
-188	Variation	+636
-11,15%	% Evolution	+13,31%

## Matières dangereuses



Classe 1  
(Explosifs)

Autres

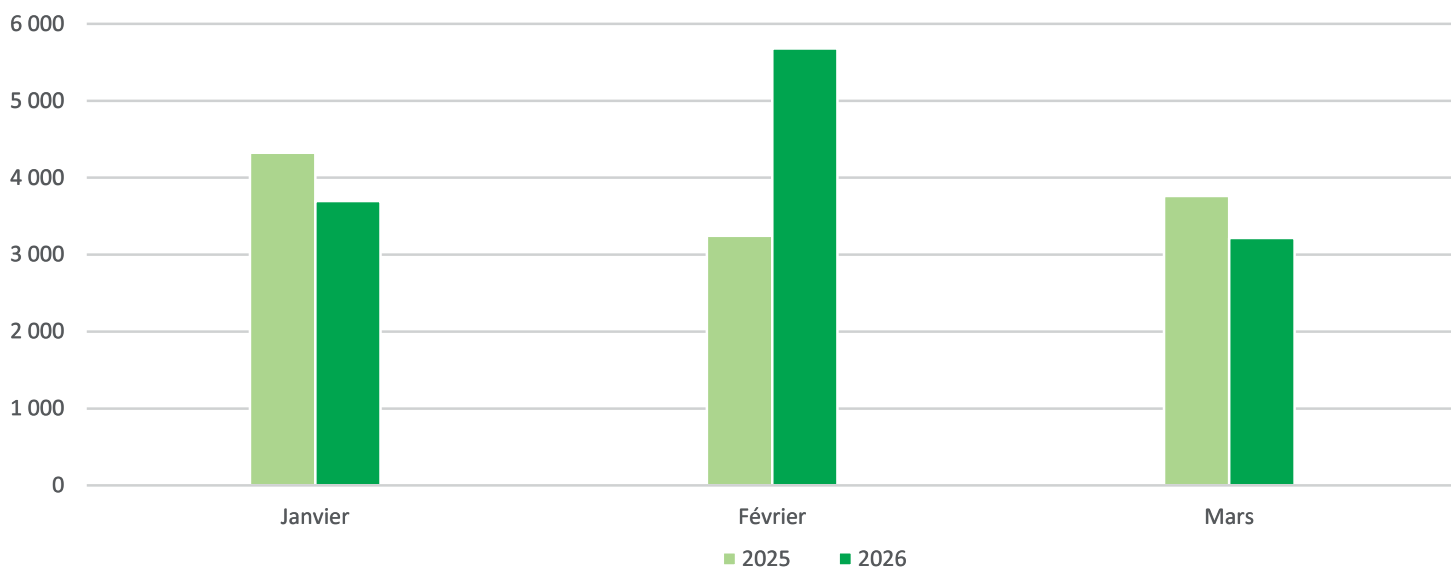
Volume	Variation	% Evolution
20	0	100,00%
889	+581	+188,64%



Evolution mensuelle 2025-2026



Mois	National				International				Global			
	2025	2026	Variation	%	2025	2026	Variation	%	2025	2026	Variation	%
Janvier	3 887	3 696	-191	-4,91%	438		-438	-100,00%	4 325	3 696	-629	-14,54%
Février	3 245	4 960	1 715	52,85%		718	718	-100,00%	3 245	5 678	2 433	74,98%
Mars	3 762	3 218	-544	-14,46%					3 762	3 218	-544	-14,46%
<b>TOTAL</b>	<b>10 894</b>	<b>11 874</b>	<b>980</b>	<b>9,00%</b>	<b>438</b>	<b>718</b>	<b>280</b>	<b>63,93%</b>	<b>11 332</b>	<b>12 592</b>	<b>1 260</b>	<b>11,12%</b>

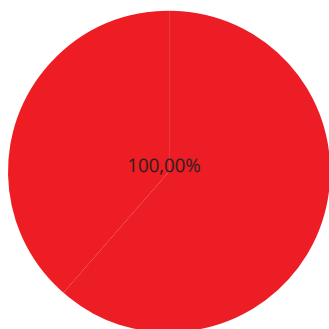


## Mars 2025-2026

Compagnies	Mars 2025	Mars 2026	variation	%
CORSICA LINEA	3 762	3 218	-544	-14,46%
<b>TOTAL</b>	<b>3 762</b>	<b>3 218</b>	<b>-544</b>	<b>-14,46%</b>

### 2025 Part de marché 2026

100,00%



COMPAGNIE

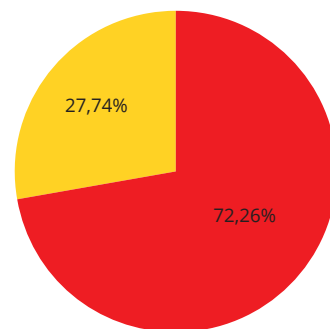
## Cumul 2025-2026

Compagnies	Cumul 2025	Cumul 2026	variation	%
CORSICA LINEA	10 230	9 099	-1 131	-11,06%
CORSICA FERRIES	1 102	3 493	2 391	216,97%
<b>TOTAL</b>	<b>11 332</b>	<b>12 592</b>	<b>1 260</b>	<b>11,12%</b>

### 2025 Part de marché 2026

90,28%

9,72%

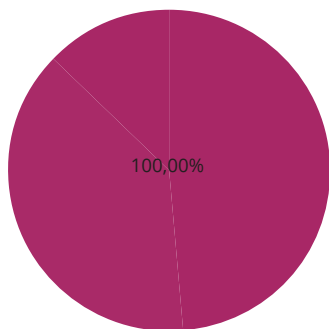


## Mars 2025-2026

Lignes	Mars 2025	Mars 2026	variation	%
MARSEILLE	3 762	3 218	-544	-14,46%
<b>TOTAL</b>	<b>3 762</b>	<b>3 218</b>	<b>-544</b>	<b>-14,46%</b>

### 2025 Part de marché 2026

100,00%



LIGNE

## Cumul 2023-2024

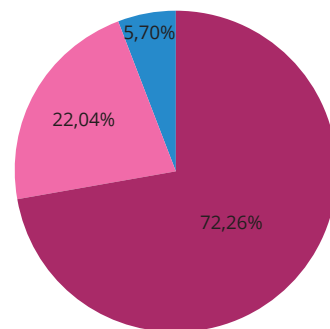
Lignes	Cumul 2025	Cumul 2026	variation	%
MARSEILLE	10 230	9 099	-1 131	-11,06%
NICE		2 775	2 775	100,00%
LIVOURNE	438	718	280	63,93%
TOULON	664		-664	-100,00%
<b>TOTAL</b>	<b>11 332</b>	<b>12 592</b>	<b>1 260</b>	<b>11,12%</b>

### 2025 Part de marché 2026

90,28%

5,86%

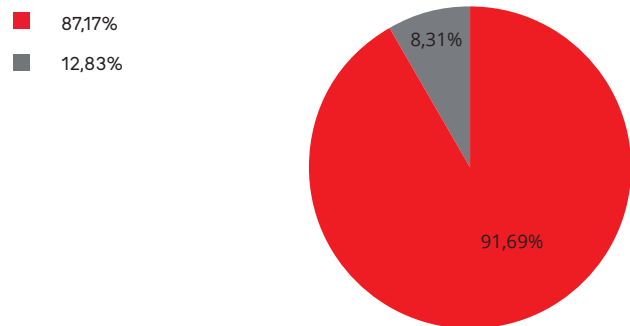
3,87%



Mars 2025-2026

Compagnies	Mars 2025	Mars 2026	variation	%
CORSICA LINEA	12 763	13 577	814	6,38%
MCM LAFARGE	1 878	1 231	-647	-34,45%
<b>TOTAL</b>	<b>14 641</b>	<b>14 808</b>	<b>167</b>	<b>1,14%</b>

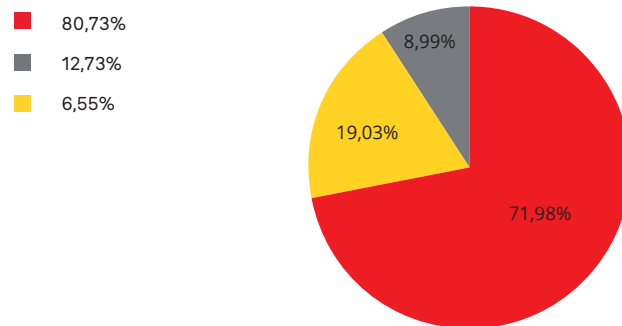
2025 Part de marché 2026



Cumul 2024-2025

Compagnies	Cumul 2025	Cumul 2026	variation	%
CORSICA LINEA	32 814	34 412	1 598	4,87%
CORSICA FERRIES	2 661	9 098	6 437	241,90%
MCM LAFARGE	5 173	4 300	-873	-16,88%
<b>TOTAL</b>	<b>40 648</b>	<b>47 810</b>	<b>7 162</b>	<b>17,62%</b>

2025 Part de marché 2026

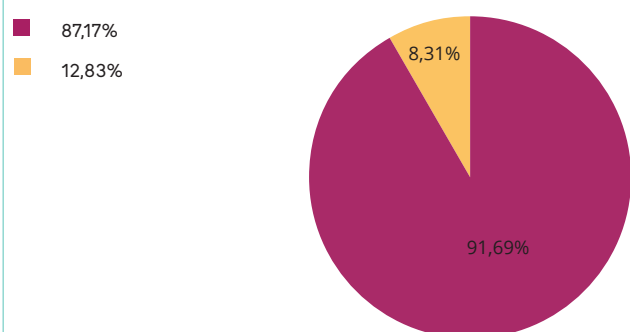


COMPAGNIE

Mars 2025-2026

Lignes	Mars 2025	Mars 2026	variation	%
MARSEILLE	12 763	13 577	814	6,38%
AUTRES LIGNES	1 878	1 231	-647	-34,45%
<b>TOTAL</b>	<b>14 641</b>	<b>14 808</b>	<b>167</b>	<b>1,14%</b>

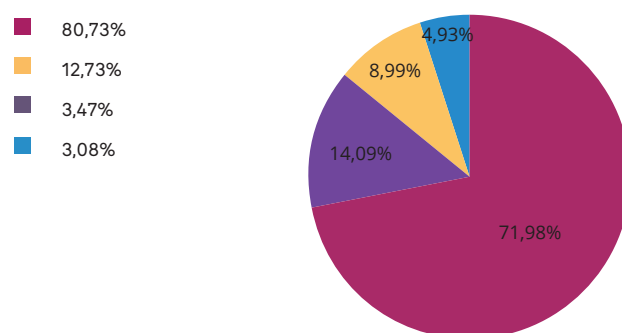
2025 Part de marché 2026



Cumul 2024-2025

Lignes	Cumul 2025	Cumul 2026	variation	%
MARSEILLE	32 814	34 412	1 598	4,87%
TOULON	1 411	6 738	5 327	377,53%
AUTRES LIGNES	5 173	4 300	-873	-16,88%
LIVOURNE	1 250	2 359	1 109	88,72%
<b>TOTAL</b>	<b>40 648</b>	<b>47 809</b>	<b>7 161</b>	<b>17,62%</b>

2025 Part de marché 2026



LIGNE