

PORT DE L'ILE-ROUSSE

Statistiques portuaires mensuelles 2024

www.ilerousse.port.fr

Mars 2024

Cumul 2024

Escales



16	Nombre	53
-3	Variation	-1
-15,79%	% Evolution	-1,85%

Passagers



4 420	Nombre	12 437
+425	Variation	+1 420
+10,64%	% Evolution	+12,89%

Fret (en tonnes)



15 521	Nombre	44 143
-4 410	Variation	-641
-22,13%	% Evolution	-1,43%

Véhicules



1 912	Nombre	5 284
+151	Variation	+584
+8,57%	% Evolution	+12,43%

Matières dangereuses



Classe 1
(Explosifs)
Autres

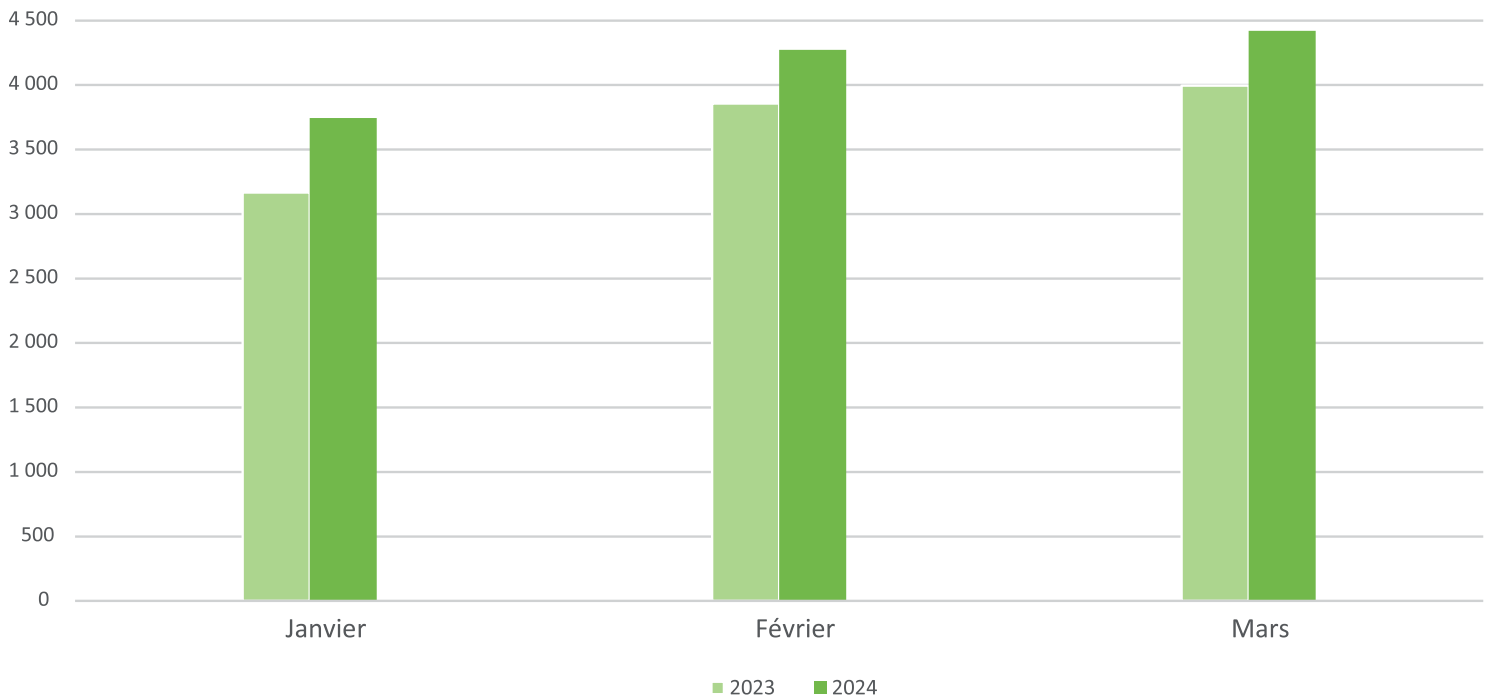
Volume	Variation	% Evolution
0	-10	-100,00%
635	+244	+62,40%





Evolution mensuelle 2023-2024



Mois	National				International				Global			
	2023	2024	Variation	%	2023	2024	Variation	%	2023	2024	Variation	%
Janvier	3 055	3 483	428	14,01%	111	261	150	135,14%	3 166	3 744	578	18,26%
Février	3 695	4 019	324	8,77%	161	254	93	57,76%	3 856	4 273	417	10,81%
Mars	3 758	4 186	428	11,39%	237	234	-3	-1,27%	3 995	4 420	425	10,64%
TOTAL	10 508	11 688	1 180	11,23%	509	749	240	47,15%	11 017	12 437	1 420	12,89%

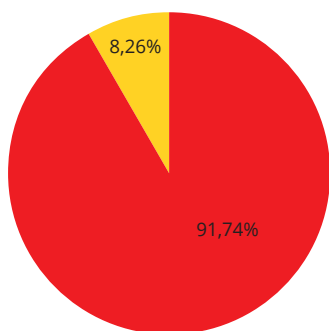


Mars 2023-2024

Compagnies	Mars 2023	Mars 2024	variation	%
 CORSICA LINEA	3 328	4 055	727	21,84%
 CORSICA FERRIES	667	365	-302	-45,28%
TOTAL	3 995	4 420	425	10,64%



2023 Part de marché 2024

 83,30%
 16,70%





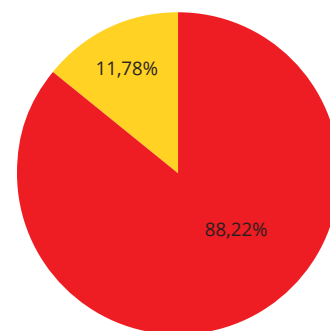
COMPAGNIE

Cumul 2023-2024




Compagnies	Cumul 2023	Cumul 2024	variation	%
 CORSICA LINEA	9 399	10 972	1 573	16,74%
 CORSICA FERRIES	1 618	1 465	-153	-9,46%
TOTAL	11 017	12 437	1 420	12,89%

2023 Part de marché 2024




 85,31%
 14,69%

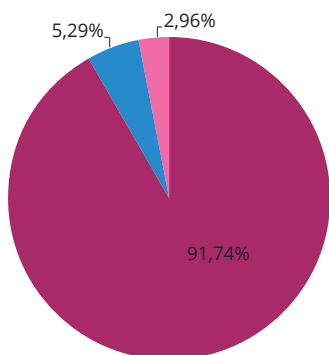


Mars 2023-2024

Lignes	Mars 2023	Mars 2024	variation	%
 MARSEILLE	3 328	4 055	727	21,84%
 LIVOURNE	237	234	-3	-1,27%
 NICE	430	131	-299	-69,53%
TOTAL	3 995	4 420	425	10,64%





2023 Part de marché 2024

 83,30%
 10,76%
 5,93%







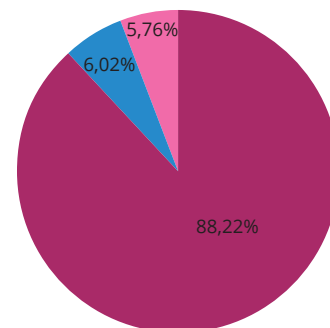
LIGNE

Cumul 2023-2024

Lignes	Cumul 2023	Cumul 2024	variation	%
 MARSEILLE	9 399	10 972	1 573	16,74%
 LIVOURNE	509	749	240	47,15%
 NICE	1 051	716	-335	-31,87%
 TOULON	58		-58	-100,00%
TOTAL	11 017	12 437	1 420	12,89%

2023 Part de marché 2024

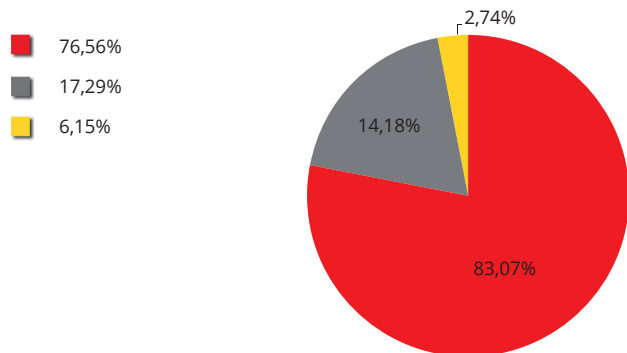
 85,31%
 9,54%
 4,62%
 0,53%



Mars 2023-2024

Compagnies	Mars 2023	Mars 2024	variation	%
CORSICA LINEA	15 259	12 894	-2 365	-15,50%
MCM LAFARGE	3 447	2 201	-1 246	-36,15%
CORSICA FERRIES	1 226	426	-800	-65,25%
TOTAL	19 932	15 521	-4 411	-22,13%

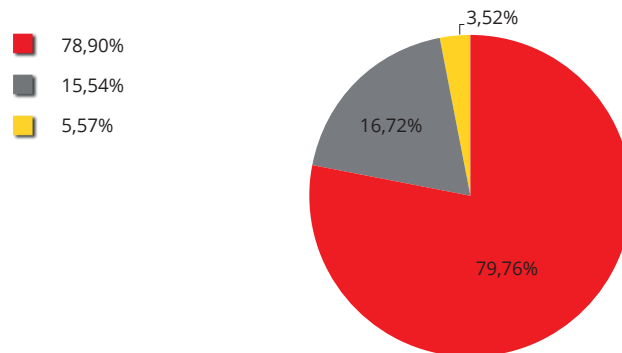
2023 Part de marché 2024



Cumul 2023-2024

Compagnies	Cumul 2023	Cumul 2024	variation	%
CORSICA LINEA	35 333	35 209	-124	-0,35%
MCM LAFARGE	6 958	7 380	422	6,06%
CORSICA FERRIES	2 493	1 555	-938	-37,63%
TOTAL	44 784	44 143	-641	-1,43%

2023 Part de marché 2024

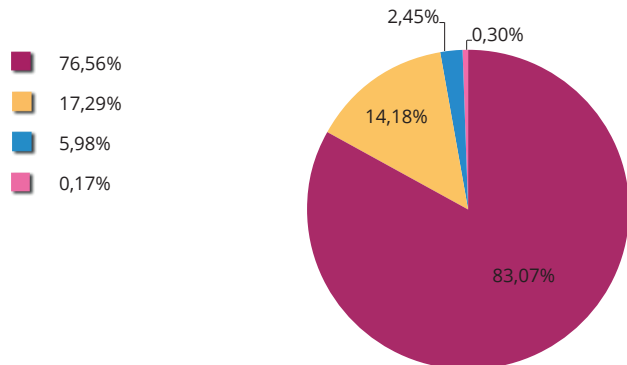


COMPAGNIE

Mars 2023-2024

Lignes	Mars 2023	Mars 2024	variation	%
MARSEILLE	15 259	12 894	-2 365	-15,50%
AUTRES LIGNES	3 447	2 201	-1 246	-36,15%
LIVOURNE	1 192	380	-812	-68,12%
NICE	34	46	12	35,29%
TOTAL	19 932	15 521	-4 411	-22,13%

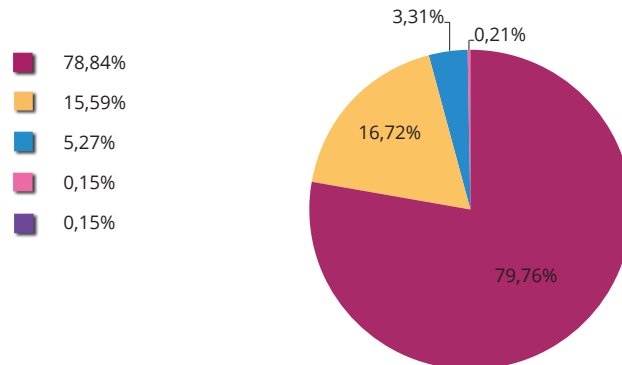
2023 Part de marché 2024



Cumul 2023-2024

Lignes	Cumul 2023	Cumul 2024	variation	%
MARSEILLE	35 307	35 209	-98	-0,28%
AUTRES LIGNES	6 984	7 380	396	5,67%
LIVOURNE	2 361	1 460	-901	-38,16%
NICE	66	94	28	42,42%
TOULON	66		-66	-100,00%
TOTAL	44 784	44 143	-641	-1,43%

2023 Part de marché 2024



LIGNE