

# PORT DE L'ILE-ROUSSE

Statistiques portuaires mensuelles 2024

[www.ilerousse.port.fr](http://www.ilerousse.port.fr)

Mai 2024

Cumul 2024

## Escales



45	Nombre	132
+3	Variation	+3
+7,14%	% Evolution	+2,33%

## Passagers



26 790	Nombre	53 538
+266	Variation	-2 981
+1,00%	% Evolution	-5,27%

## Fret (en tonnes)




13 887	Nombre	71 953
-2 900	Variation	-13 168
-17,28%	% Evolution	-15,47%

## Véhicules



10 238	Nombre	20 858
-103	Variation	-1 129
-1,00%	% Evolution	-5,13%

## Matières dangereuses



Classe 1  
(Explosifs)  
Autres

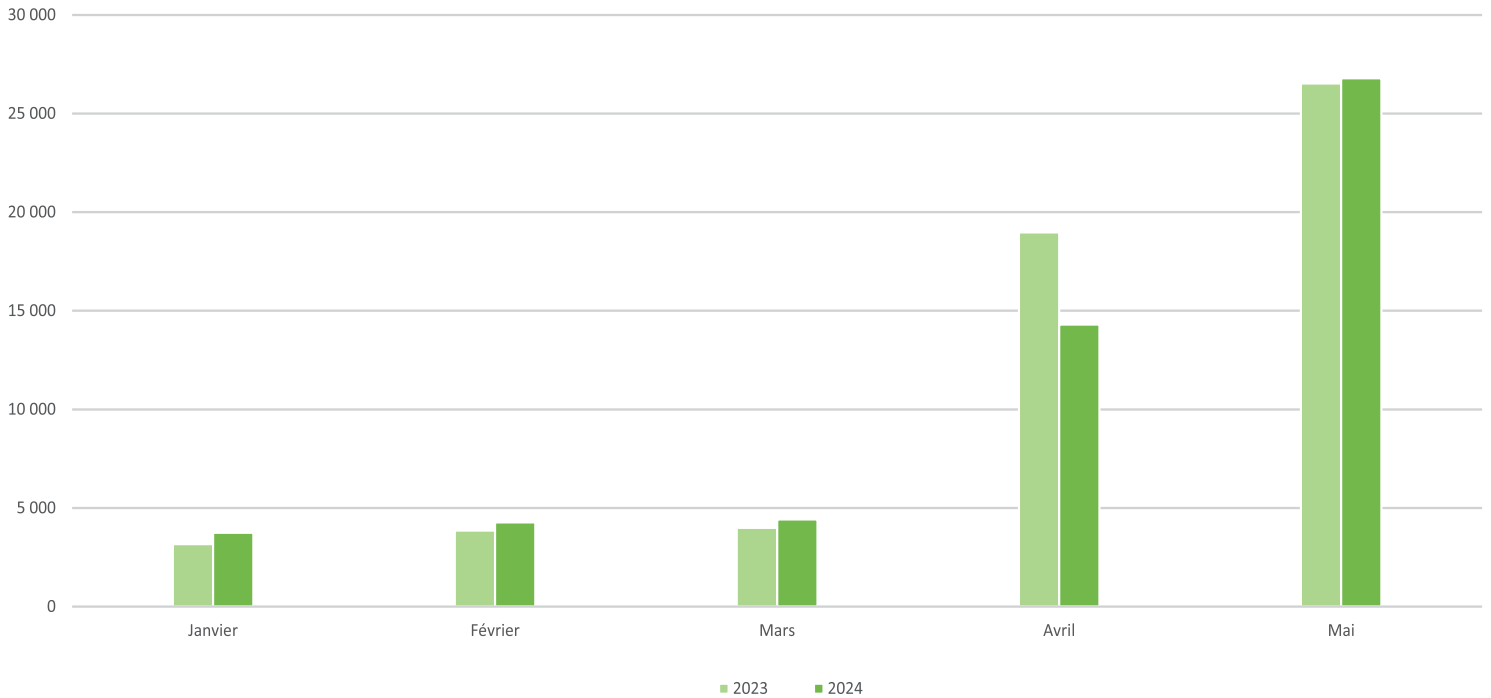
Volume	Variation	% Evolution
0	-10	-100,00%
218	-212	-49,30%







Evolution mensuelle 2023-2024



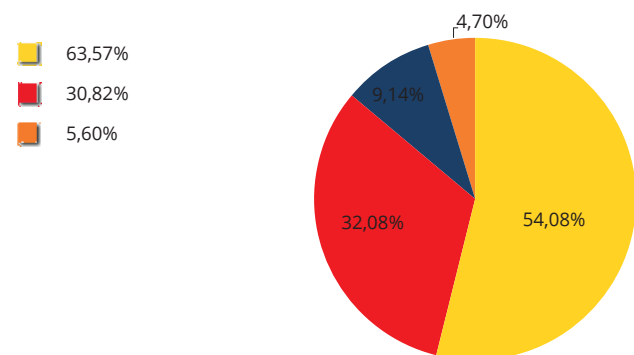
Mois	National				International				Global			
	2023	2024	Variation	%	2023	2024	Variation	%	2023	2024	Variation	%
Janvier	3 055	3 483	428	14,01%	111	261	150	135,14%	3 166	3 744	578	18,26%
Février	3 695	4 019	324	8,77%	161	254	93	57,76%	3 856	4 273	417	10,81%
Mars	3 758	4 186	428	11,39%	237	234	-3	-1,27%	3 995	4 420	425	10,64%
Avril	18 233	14 165	-4 068	-22,31%	745	146	-599	-80,40%	18 978	14 311	-4 667	-24,59%
Mai	24 075	25 685	1 610	6,69%	2 449	1 105	-1 344	-54,88%	26 524	26 790	266	1,00%
<b>TOTAL</b>	<b>52 816</b>	<b>51 538</b>	<b>-1 278</b>	<b>-2,42%</b>	<b>3 703</b>	<b>2 000</b>	<b>-1 703</b>	<b>-45,99%</b>	<b>56 519</b>	<b>53 538</b>	<b>-2 981</b>	<b>-5,27%</b>



## Mai 2023-2024





Compagnies	Mai 2023	Mai 2024	variation	%
 CORSICA LINEA	16 862	14 487	-2 375	-14,08%
 CORSICA FERRIES	8 176	8 594	418	5,11%
 LA MERIDIONALE		2 449	2 449	100,00%
 AUTRES COMPAGNIES	1 486	1 260	-226	-15,21%
<b>TOTAL</b>	<b>26 524</b>	<b>26 790</b>	<b>266</b>	<b>1,00%</b>

### 2023 Part de marché 2024

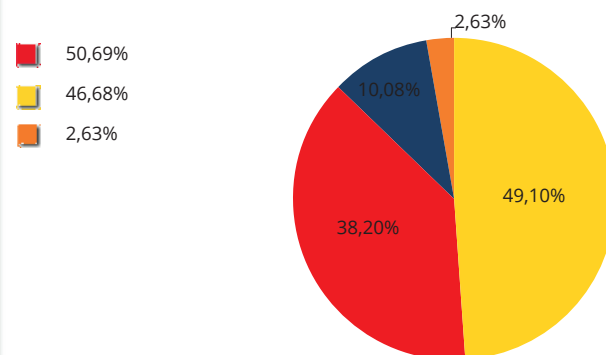


COMPAGNIE







## Cumul 2023-2024

Compagnies	Cumul 2023	Cumul 2024	variation	%
 CORSICA LINEA	26 381	26 285	-96	-0,36%
 CORSICA FERRIES	28 652	20 450	-8 202	-28,63%
 LA MERIDIONALE		5 397	5 397	100,00%
 AUTRES COMPAGNIES	1 486	1 406	-80	-5,38%
<b>TOTAL</b>	<b>56 519</b>	<b>53 538</b>	<b>-2 981</b>	<b>-5,27%</b>

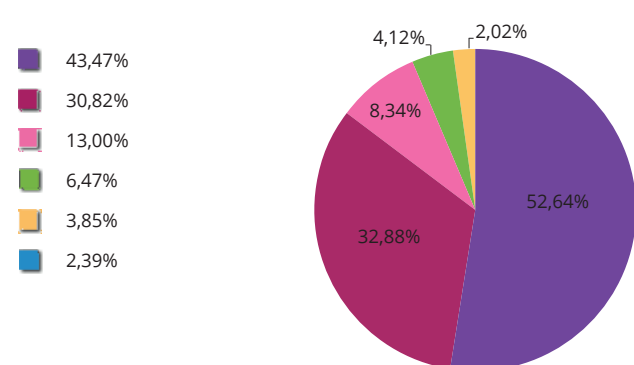
### 2023 Part de marché 2024



## Mai 2023-2024







Lignes	Mai 2023	Mai 2024	variation	%
 TOULON	11 531	14 102	2 571	22,30%
 MARSEILLE	8 176	8 808	632	7,73%
 NICE	3 448	2 233	-1 215	-35,24%
 SAVONE	1 715	1 105	-610	-35,57%
 AUTRES LIGNES	1 020	542	-478	-46,86%
 LIVOURNE	634		-634	-100,00%
<b>TOTAL</b>	<b>26 524</b>	<b>26 790</b>	<b>266</b>	<b>1,00%</b>

### 2023 Part de marché 2024

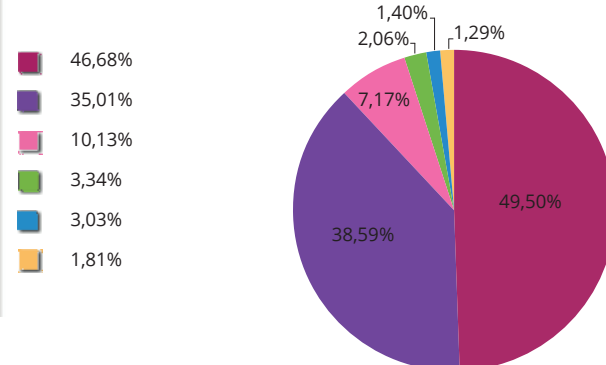


LIGNE




## Cumul 2023-2024

Lignes	Cumul 2023	Cumul 2024	variation	%
 MARSEILLE	26 381	26 499	118	0,45%
 TOULON	19 790	20 659	869	4,39%
 NICE	5 725	3 838	-1 887	-32,96%
 SAVONE	1 715	1 105	-610	-35,57%
 LIVOURNE	1 885	749	-1 136	-60,27%
 AUTRES LIGNES	1 023	688	-335	-32,75%
<b>TOTAL</b>	<b>56 519</b>	<b>53 538</b>	<b>-2 981</b>	<b>-5,27%</b>

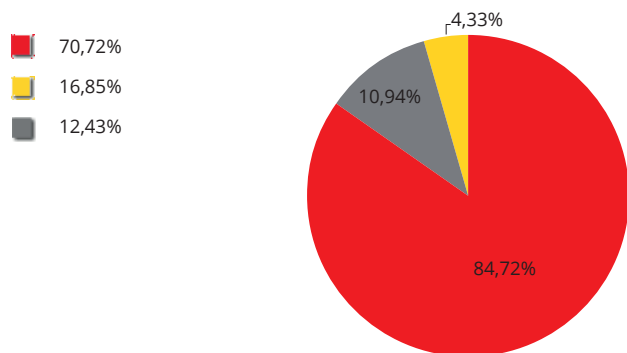
### 2023 Part de marché 2024






## Mai 2023-2024

Compagnies	Mai 2023	Mai 2024	variation	%
 CORSICA LINEA	11 871	11 765	-105	-0,88%
 MCM LAFARGE	2 087	1 520	-567	-27,17%
 CORSICA FERRIES	2 829	602	-2 227	-78,72%
<b>TOTAL</b>	<b>16 787</b>	<b>13 887</b>	<b>-2 900</b>	<b>-17,28%</b>

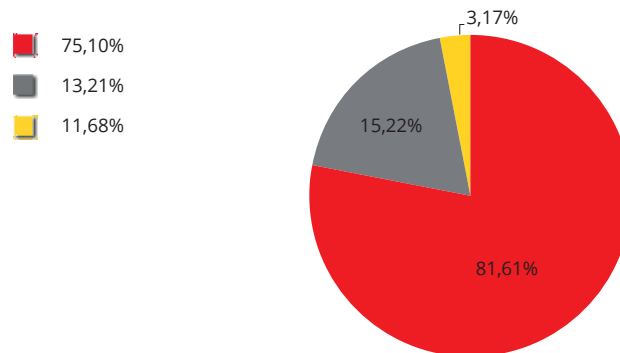
### 2023 Part de marché 2024



## Cumul 2023-2024







Compagnies	Cumul 2023	Cumul 2024	variation	%
 CORSICA LINEA	63 930	58 725	-5 206	-8,14%
 MCM LAFARGE	11 248	10 952	-296	-2,63%
 CORSICA FERRIES	9 943	2 278	-7 665	-77,09%
<b>TOTAL</b>	<b>85 121</b>	<b>71 953</b>	<b>-13 168</b>	<b>-15,47%</b>

### 2023 Part de marché 2024

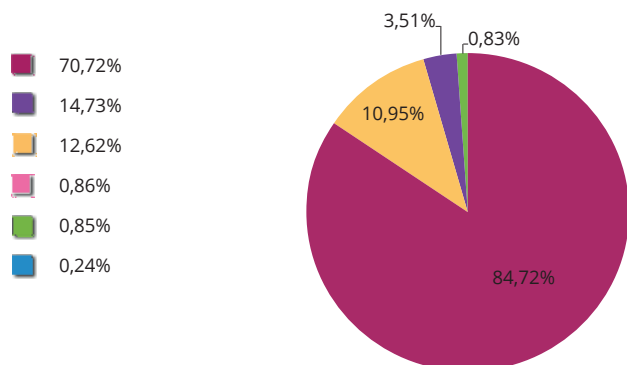


COMPAGNIE







## Mai 2023-2024

Lignes	Mai 2023	Mai 2024	variation	%
 MARSEILLE	11 871	11 765	-106	-0,89%
 AUTRES LIGNES	2 118	1 520	-598	-28,23%
 TOULON	2 472	487	-1 985	-80,30%
 SAVONE	142	115	-27	-19,01%
 NICE	144		-144	-100,00%
 LIVOURNE	40		-40	-100,00%
<b>TOTAL</b>	<b>16 787</b>	<b>13 887</b>	<b>-2 900</b>	<b>-17,28%</b>

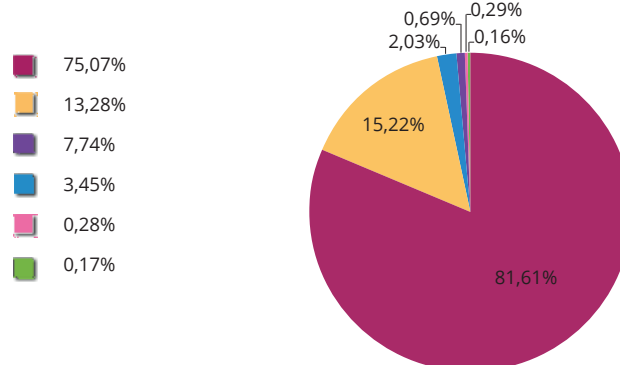
### 2023 Part de marché 2024



## Cumul 2023-2024

Lignes	Cumul 2023	Cumul 2024	variation	%
 MARSEILLE	63 904	58 724	-5 180	-8,11%
 AUTRES LIGNES	11 305	10 952	-353	-3,12%
 LIVOURNE	2 938	1 460	-1 478	-50,31%
 TOULON	6 590	494	-6 096	-92,50%
 NICE	242	208	-34	-14,05%
 SAVONE	142	115	-27	-19,01%
<b>TOTAL</b>	<b>85 121</b>	<b>71 953</b>	<b>-13 168</b>	<b>-15,47%</b>

### 2023 Part de marché 2024



LIGNE