

# PORT DE L'ILE-ROUSSE

Statistiques portuaires mensuelles 2023

[www.ilerousse.port.fr](http://www.ilerousse.port.fr)

Janvier 2023

Cumul 2023

## Escales



|         |             |         |
|---------|-------------|---------|
| 19      | Nombre      | 19      |
| -3      | Variation   | -3      |
| -13,64% | % Evolution | -13,64% |

## Passagers



|         |             |         |
|---------|-------------|---------|
| 3 166   | Nombre      | 3 166   |
| -835    | Variation   | -835    |
| -20,87% | % Evolution | -20,87% |

## Fret (en tonnes)



|        |             |        |
|--------|-------------|--------|
| 12 232 | Nombre      | 12 232 |
| +737   | Variation   | +737   |
| +6,41% | % Evolution | +6,41% |

## Véhicules



|         |             |         |
|---------|-------------|---------|
| 1 362   | Nombre      | 1 362   |
| -430    | Variation   | -430    |
| -24,00% | % Evolution | -24,00% |



## Matières dangereuses



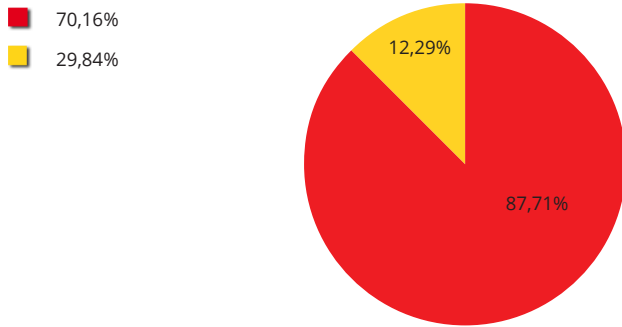
Classe 1  
(Explosifs)  
Autres

| Volume | Variation | % Evolution |
|--------|-----------|-------------|
| 0      | -10       | -100,00%    |
| 845    | -167      | -16,50%     |

## Janvier 2022-2023



| Compagnies  | Janvier 2022 | Janvier 2023 | variation   | %              |
|---|--------------|--------------|-------------|----------------|
|  CORSICA LINEA   | 2 807        | 2 777        | -30         | -1,07%         |
|  CORSICA FERRIES | 1 194        | 389          | -805        | -67,42%        |
| <b>TOTAL</b>  | <b>4 001</b> | <b>3 166</b> | <b>-835</b> | <b>-20,87%</b> |

### 2022 Part de marché 2023

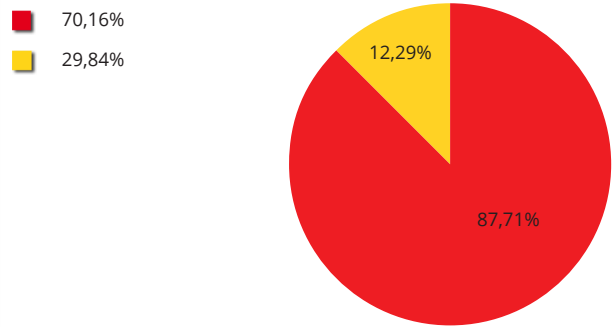


COMPAGNIE


## Cumul 2022-2023

| Compagnies  | Cumul 2022   | Cumul 2023   | variation   | %              |
|---|--------------|--------------|-------------|----------------|
|  CORSICA LINEA   | 2 807        | 2 777        | -30         | -1,07%         |
|  CORSICA FERRIES | 1 194        | 389          | -805        | -67,42%        |
| <b>TOTAL</b>  | <b>4 001</b> | <b>3 166</b> | <b>-835</b> | <b>-20,87%</b> |

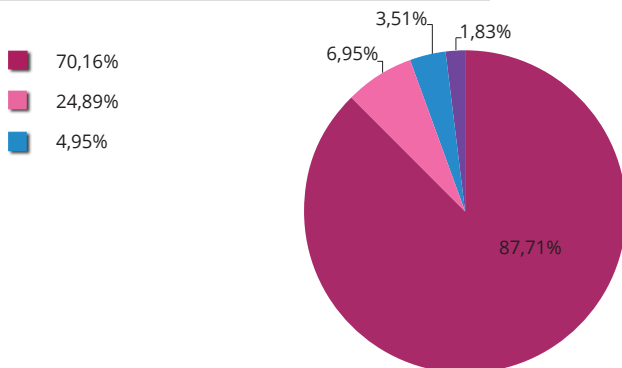
### 2022 Part de marché 2023



## Janvier 2022-2023





| Lignes  | Janvier 2022 | Janvier 2023 | variation   | %              |
|---|--------------|--------------|-------------|----------------|
|  MARSEILLE | 2 807        | 2 777        | -30         | -1,07%         |
|  NICE      | 996          | 220          | -776        | -77,91%        |
|  LIVOURNE  | 198          | 111          | -87         | -43,94%        |
|  TOULON    |              | 58           | 58          | 100,00%        |
| <b>TOTAL</b>  | <b>4 001</b> | <b>3 166</b> | <b>-835</b> | <b>-20,87%</b> |

### 2022 Part de marché 2023

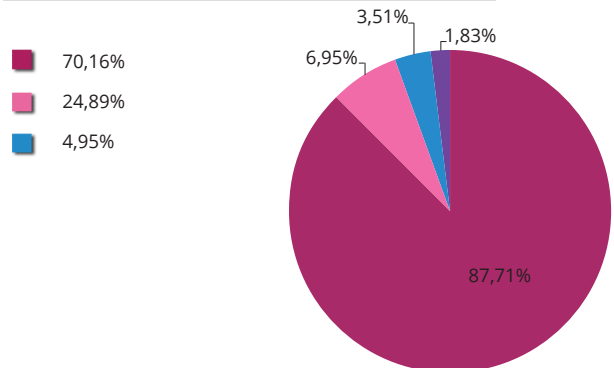


LIGNE

## Cumul 2022-2023

| Lignes  | Cumul 2022     | Cumul 2023     | variation     | %             |
|---|----------------|----------------|---------------|---------------|
|  MARSEILLE | 221 973        | 211 652        | -10 321       | -4,65%        |
|  NICE      | 64 062         | 80 012         | 15 950        | 24,90%        |
|  LIVOURNE  | 54 135         | 77 350         | 23 215        | 42,88%        |
|  TOULON    | 3 493          | 3 717          | 224           | 6,41%         |
| <b>TOTAL</b>  | <b>362 714</b> | <b>402 817</b> | <b>40 103</b> | <b>11,06%</b> |

### 2022 Part de marché 2023



## Janvier 2022-2023



COMPAGNIE

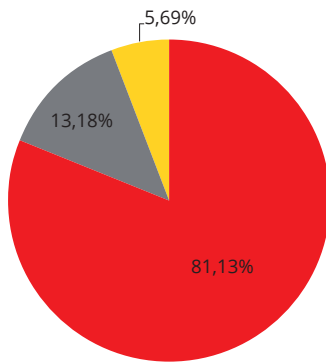
| Compagnies   | Janvier 2022  | Janvier 2023  | variation  | %            |
|--|---------------|---------------|------------|--------------|
| <span style="color: red;">■</span> CORSICA LINEA       | 9 602         | 9 924         | 322        | 3,35%        |
| <span style="color: gray;">■</span> MCM LAFARGE Holcim | 1 523         | 1 612         | 89         | 5,84%        |
| <span style="color: yellow;">■</span> CORSICA FERRIES  | 370           | 696           | 326        | 88,11%       |
| <b>TOTAL</b>   | <b>11 495</b> | <b>12 232</b> | <b>737</b> | <b>6,41%</b> |

## Cumul 2022-2023

| Compagnies  | Cumul 2022    | Cumul 2023    | variation  | %            |
|---|---------------|---------------|------------|--------------|
| <span style="color: red;">■</span> CORSICA LINEA      | 9 602         | 9 924         | 322        | 3,35%        |
| <span style="color: gray;">■</span> MCM LAFARGE       | 1 523         | 1 612         | 89         | 5,84%        |
| <span style="color: yellow;">■</span> CORSICA FERRIES | 370           | 696           | 326        | 88,11%       |
| <b>TOTAL</b>  | <b>11 495</b> | <b>12 232</b> | <b>737</b> | <b>6,41%</b> |

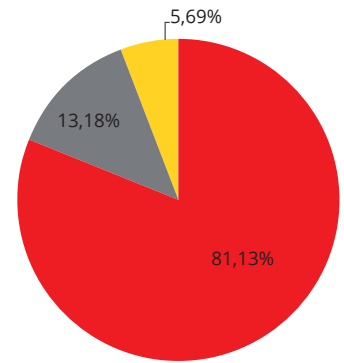
### 2022 Part de marché 2023

- 83,53%
- 13,25%
- 3,22%



### 2022 Part de marché 2023

- 83,53%
- 13,25%
- 3,22%



## Janvier 2022-2023



LIGNE

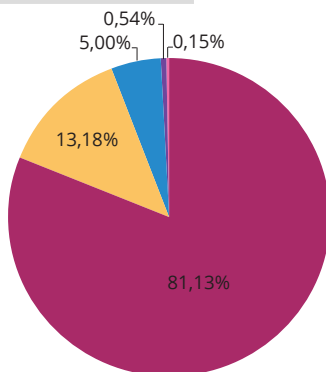
| Lignes  | Janvier 2022  | Janvier 2023  | variation  | %            |
|---|---------------|---------------|------------|--------------|
| <span style="color: purple;">■</span> MARSEILLE     | 9 602         | 9 924         | 322        | 3,35%        |
| <span style="color: orange;">■</span> AUTRES LIGNES | 1 072         | 1 612         | 540        | 50,37%       |
| <span style="color: blue;">■</span> LIVOURNE        | 330           | 612           | 282        | 85,45%       |
| <span style="color: purple;">■</span> TOULON        |               | 66            | 66         | 100,00%      |
| <span style="color: pink;">■</span> NICE            | 491           | 18            | -473       | -96,33%      |
| <b>TOTAL</b>  | <b>11 495</b> | <b>12 232</b> | <b>737</b> | <b>6,41%</b> |

## Cumul 2022-2023

| Lignes  | Cumul 2022    | Cumul 2023    | variation  | %            |
|---|---------------|---------------|------------|--------------|
| <span style="color: purple;">■</span> MARSEILLE     | 9 602         | 9 924         | 322        | 3,35%        |
| <span style="color: orange;">■</span> AUTRES LIGNES | 1 072         | 1 612         | 540        | 50,37%       |
| <span style="color: blue;">■</span> LIVOURNE        | 330           | 612           | 282        | 85,45%       |
| <span style="color: purple;">■</span> TOULON        |               | 66            | 66         | 100,00%      |
| <span style="color: pink;">■</span> NICE            | 491           | 18            | -473       | -96,33%      |
| <b>TOTAL</b>  | <b>11 495</b> | <b>12 232</b> | <b>737</b> | <b>6,41%</b> |

### 2022 Part de marché 2023

- 83,53%
- 9,33%
- 4,27%
- 2,87%



### 2022 Part de marché 2023

- 83,53%
- 9,33%
- 4,27%
- 2,87%

